

Home

Download

Buy Now

Products

Resource

Screenshots

Support & FAQ

Home --> Products --> Resource --> Extend Partition --> Server 2003 Extend System Partition

Product Editions

- Server Edition
- Unlimited Edition **Hot!**
- Free Lifetime Upgrade Edition
- Editions Comparison

Main Features

- Partition Manager
- Disk & Partition Copy
- Extend Partition Wizard
- 1-click Allocate Free Space

Navigation Links

- Free Download
- Purchase Online
- Top 10 Reasons to Try
- Awards & Reviews
- Customer Stories
- Screenshots
- Support & FAQ
- New Featured Clients

Resource & Tutorial

- How to resize partitions
- How to merge partitions
- How to extend partition
- How to repartition disks
- Fix drive low disk space

Server 2003 extend system partition without data loss or rebooting.

How to extend system partition on Windows 2003 Server?

Question: I am using Windows 2003 Server, the Disk Manager will not allow me to [extend system partition](#). Unfortunately, Microsoft Support says I can only extend a Windows Server 2003 system partition by reformatting the drive and reinstalling the Windows Server 2003 Operating System, but I don't want to reinstalling Windows, can your product [extend 2003 Server system partition](#) without losing data or reinstalling?

Answer: Yes, you can extend Server 2003 system partition without deleting, reformatting partition, reinstalling Windows, even without rebooting if the system partition is NTFS. Within several minutes, you'll have a "new" Server.

Why extend Server 2003 system partition?

Users usually create a small system partition for Windows Operating System, as larger partition means more space waste. Even you create a large partition, you'll be amazed at how quickly application installs, browser caches, and temporary files eat up your free space and clutter your system.

When system partition runs out of space, you cannot install any applications or Windows updates, Windows operating system is running much slower, even crash if the free space is extremely low.

When [Low Disk Space](#) alert pops up, some people try to free up space from the system partition, but after hours you'll find that little space is free up and after a while, this alert pops up again.

The fastest and easiest way is extending Windows 2003 Server system partition with professional [partitioning software](#).

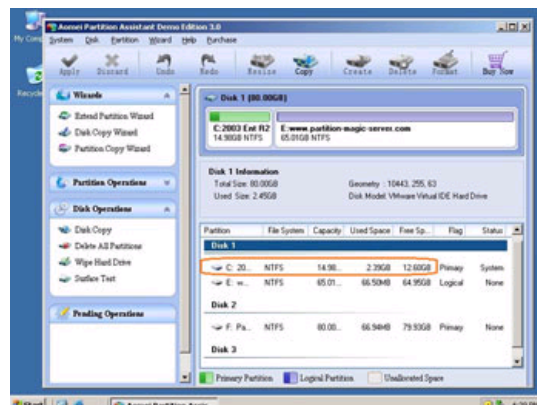
How to extend Server 2003 system partition

With [Partition Magic Server](#) software, it is extremely easy to extend Server 2003 system partition. You just need to drag and move on the disk map to shrink an existing data partition to release some Unallocated space at the end of system partition, and then expand the system partition, no need to delete, reformat partition or rebuild the Server.

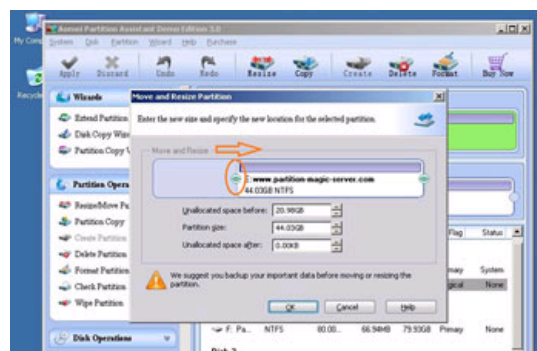
You can even extend Server 2003 system partition under Windows without reboot if it is NTFS.

Steps to extend Windows 2003 Server system partition

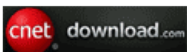
Step 1, Launch [Partition Magic Server](#), you'll see all disks and partitions that connected to your Server and free space, used space and other properties of each partition.



Right-click the data partition and select "Resize", in the pop-up window, drag the left border rightwards to shrink it.

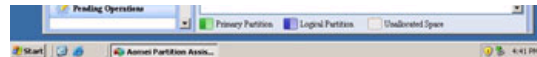


Awards

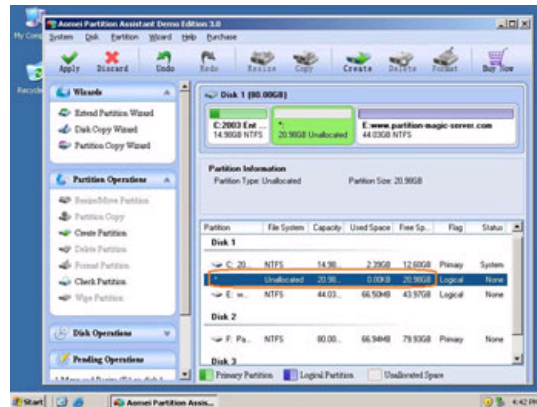


Clients Worldwide

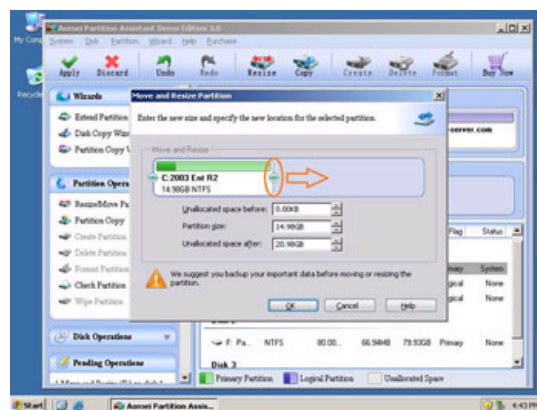




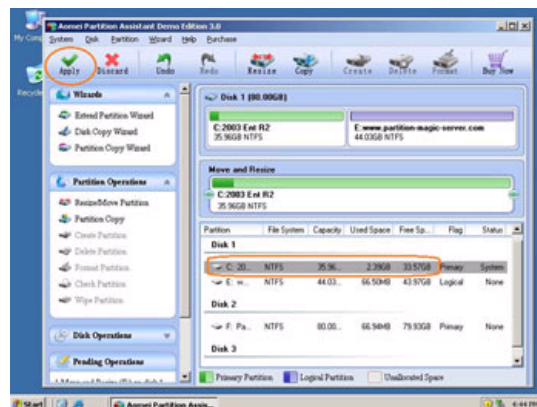
There will be some Unallocated space behind the system partition.



Step 2, Right-click the system partition and select "Resize", in the pop-up window, drag the right border rightwards to hold the Unallocated space.



Click "Apply" to proceed, done.



After several minutes, you have a "new" Server that can be used for a long time again without other operations.

[How to allocate free space from any data partition and add to C drive?](#)






Ensure data security when extending Server 2003 system partition

There is no doubt that the fastest way to [solve Server 2003 low disk space problem](#) is by resizing and extending partition, but you should choose the reliable partition software, no one would like to see boot failure or data loss after resizing.


Based on the unique Enhanced Data Protection technology and [Copy Wizard](#) built in Partition Assistant Server, you don't need to worry about data safety, many Fortune 500 companies also select it to manage their Servers.

 For enterprise users, [Unlimited Edition](#) allows unlimited usage within your company to save time and money.

Other benefits of this Partition Magic Server

-  All-in-one Partition Solution - All your partition and disk maintenance requirements can be fulfilled.
-  Easy to use & user-friendly interface
-  Copy Partition/Disk to backup or migrate entire disk without Windows reinstallation.
-  Hard Disk/VHD/VMware virtual disk/RAID virtual disk are all supported.
-  [Read more...](#)

Related Articles

-  [Partition Magic for Windows 2003 Server](#)
-  [How to resize Windows 2003 partitions?](#)

- ✔ [How to extend C drive on Windows 2003 Server?](#)
- ✔ [Windows 2003 Server partition manager](#)
- ✔ [How to extend SBS 2003 Server partition?](#)
- ✔ [How to resize RAID 1 partition?](#)

Site Links:

Home	Resource
Products	Screenshot
Download	Support
Buy Now	Sitemap

Partition Magic Server Resources:

Partition Magic Server 2003	Extend System partition Windows 2003	Server 2003 extend boot partition	Resize RAID 1 partition	Online Customer
Partition Magic Server 2008	Extend boot partition in Server 2003	Resize Windows 2003 partitions	Resize RAID 5 partition	
Partition Magic Windows 2003	Extend C drive in Windows 2003 Server	Resize NTFS partition Windows 2003	Extend RAID 5 partition	Service
Partition Magic Windows 2008	Extend boot partition in Windows 2008	Server 2003 partition resize	SBS Server low disk space	
Partition Magic Windows 2000	Extend C drive in Windows 2008 Server	Server 2008 partition resize	Change partition size 2003	
Partition Manager Server	Increase partition size in Windows 2003	Extend C drive in VMware Server	Expand partition Server 2003	
Partition Manager Server 2003	Increase partition size in Windows 2008	Repartition Windows 2003 Server	Shrink Extend Server 2008	

Copyright © 2008-2011 Partition Magic Server ALL RIGHTS RESERVED.
Partition Magic ® is a registered trademark of Symantec Corporation.