

Home

Download

Buy Now

Products

Resource

Screenshots

Support & FAQ

Home --> Products --> Resource --> **Resize Partition** --> Resize Partition Server 2003

Product Editions

- Server Edition
- Unlimited Edition **Hot!**
- Free Lifetime Upgrade Edition
- Editions Comparison

Main Features

- Partition Manager
- Disk & Partition Copy
- Extend Partition Wizard
- 1-click Allocate Free Space

Navigation Links

- Free Download
- Purchase Online
- Top 10 Reasons to Try
- Awards & Reviews
- Customer Stories
- Screenshots
- Support & FAQ
- New Featured Clients

Resource & Tutorial

- How to resize partitions
- How to merge partitions
- How to extend partition
- How to repartition disks
- Fix drive low disk space

How to resize Windows Server 2003 partition without data loss, fast and easily?

Why resize Server 2003 partition

When the [system C: drive is out of space](#), the Server computer will be fighting for the precious space and will run slowly. System maybe crash if there is no free space. What will you do in this situation? To start over is a solution but no one would like to waste their happy weekend to do it, and it has potential risk of losing data.

The most time-saving and easy way is to [resize Windows 2003 Server partition](#) with reliable [Server partition software](#). That is to say, shrink other data partition and get some free space and then [extend the boot C drive](#) with the Unallocated space, so there is no need to delete or reformat to start over.

After reading this article, you'll know how easy and fast it is to resize Server 2003 partition.

Which tool to resize Server 2003 partition

[Partition Assistant Server](#) is a magic [Server Partition Manager](#) for Windows Server 2000, 2003, 2008 both 32 and 64 bit.

It performs basic and advanced hard disk partition maintenance. This flawless hard disk management functions are brought together: [Partition Manager](#), [Disk & Partition Copy](#) and [Extend Partition Wizard](#). It allows user to [Resize](#), [Merge](#), [Shrink](#), [Extend](#) system and data partition. [Create](#), [Delete](#), [Format](#), [Copy](#), [Hide](#), [Active](#) partition, etc.

It is not only a Partition Manager to resize partition, but also an ALL-IN-ONE server disk management toolkit for you to better maintain your Server and improve its performance.

Ensure data security when resizing Server 2003 partition

The security and stability are undoubtedly the most significant aspects for Server computers since a Server computer usually stores the most important classified and daily-used files. However, even a slight error on server computer might directly leads to boot failure or data loss.

Based on the unique Enhanced Data Protection technology and [Copy Wizard](#) built in [Partition Assistant Server](#), you don't need to worry about the data safety. This [Server partition manager](#) is highly recommended by many professionals and editors, besides, many Fortune 500 companies, Governments, Universities select it to manage their Servers.

How to resize partition on Windows Server 2003?

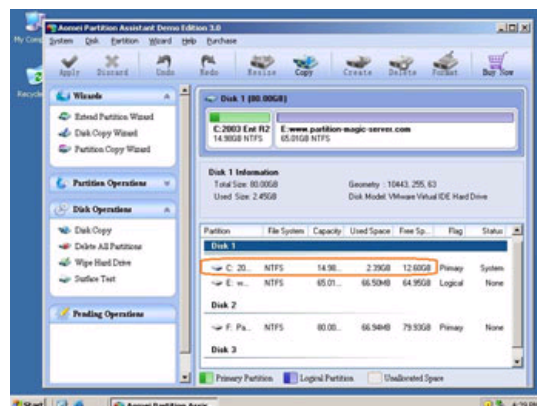
- It is extremely easy to resize Windows 2003 Server partition. You just need to drag and move on the disk map to shrink an existing data partition to get some Unallocated space, and then extend the system partition with this space, no need to delete or reformat partitions.

- Any operations you do on the Server will be listed in the "Operations Pending" column for you to preview.

- If the 2003 Server system partition is NTFS, you can extend it without rebooting.

Steps to resize Server 2003 partition without deleting or formatting

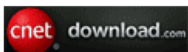
Step 1, Launch [Partition Assistant Server](#), you'll see all disks and partitions that connected to your Server and free space, used space and other properties of each partition.



Right-click the data partition and select "Resize", in the pop-up window, drag the left border rightwards to shrink it.

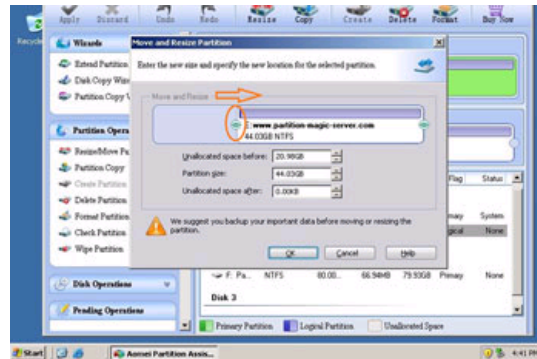


Awards

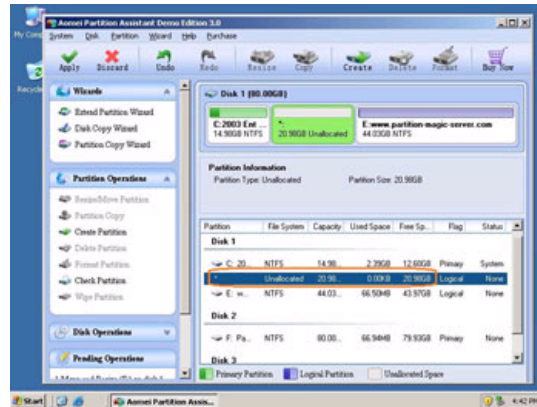


Clients Worldwide

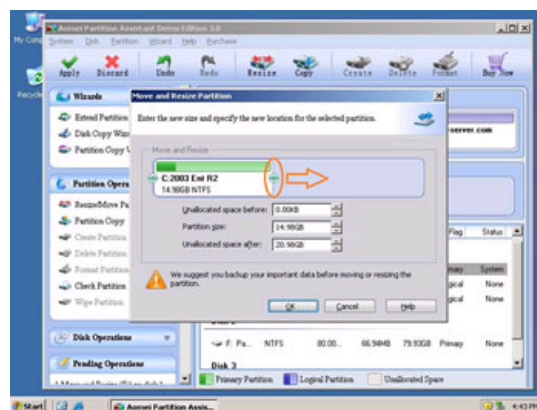




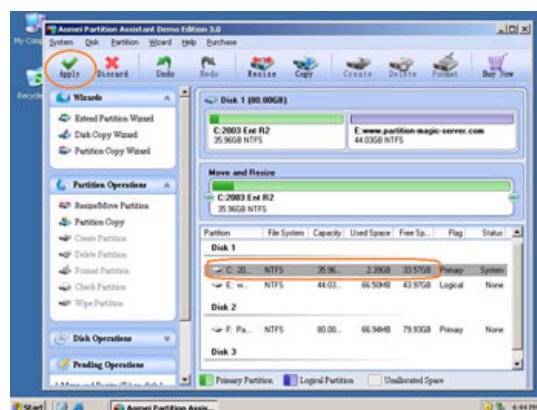
There will be some Unallocated space behind the system partition.



Step 2, Right-click the system partition and select "Resize", in the pop-up window, drag the right border rightwards to hold the Unallocated space.



Click "Apply" to proceed, done.









Now you have a "new" Server that can be used for a long time again.

[How to allocate free space from any data partition and add to C drive without losing data?](#)

 For enterprise users, [Unlimited Edition](#) allows unlimited usage within your company to save time and money.

Benefits to resize Server 2003 partition with this Partition Magic Server

-  All-in-one Partition Solution - All your partition and disk maintenance requirements can be fulfilled.
-  Enhanced Data Protecting - No Data Loss
-  Hot Resize - Extend NTFS system partition without rebooting
-  Easy to use & user-friendly interface & working fast
-  Trustworthy, many Fortune 500 companies select it to maintain their Servers
-  [Read More...](#)

Site Links:		Partition Magic Server Resources:				
Home	Resource	Partition Magic Server 2003	Extend System partition Windows 2003	Server 2003 extend boot partition	Resize RAID 1 partition	Online Customer
Products	Screenshot	Partition Magic Server 2008	Extend boot partition in Server 2003	Resize Windows 2003 partitions	Resize RAID 5 partition	
Download	Support	Partition Magic Windows 2003	Extend C drive in Windows 2003 Server	Resize NTFS partition Windows 2003	Extend RAID 5 partition	Service
Buy Now	Sitemap	Partition Magic Windows 2008	Extend boot partition in Windows 2008	Server 2003 partition resize	SBS Server low disk space	
		Partition Magic Windows 2000	Extend C drive in Windows 2008 Server	Server 2008 partition resize	Change partition size 2003	
		Partition Manager Server	Increase partition size in Windows 2003	Extend C drive in VMware Server	Expand partition Server 2003	
		Partition Manager Server 2003	Increase partition size in Windows 2008	Repartition Windows 2003 Server	Shrink Extend Server 2008	

Copyright © 2008-2011 Partition Magic Server ALL RIGHTS RESERVED.
Partition Magic ® is a registered trademark of Symantec Corporation.