

Home

Download

Buy Now

Products

Resource

Screenshots

Support & FAQ

Home --> Products --> Resource --> Extend Partition --> Increase System Partition Size Server 2003

Product Editions

- Server Edition
- Unlimited Edition **Hot!**
- Free Lifetime Upgrade Edition
- Editions Comparison

Main Features

- Partition Manager
- Disk & Partition Copy
- Extend Partition Wizard
- 1-click Allocate Free Space

Navigation Links

- Free Download
- Purchase Online
- Top 10 Reasons to Try
- Awards & Reviews
- Customer Stories
- Screenshots
- Support & FAQ
- New Featured Clients

Resource & Tutorial

- How to resize partitions
- How to merge partitions
- How to extend partition
- How to repartition disks
- Fix drive low disk space

Windows 2003 Server increase system partition size fast and easily

All the size of the hard disk partitions are carefully allocated while building the Windows 2003 Server. To avoid waste of space, many Server administrators allocate small partition size to system C drive, generally 5GB to 15GB. Even if you create a very large system partition, you'll be amazed at how quickly application/Windows update installs, browser caches, and temporary files can eat up your free space and clutter your system.

Originally, you have to backup the system and files, delete partitions, recreate larger system partition and restore. What a time-consuming work. Your whole happy weekend will be wasted to install Windows updates and large amount of applications.

New computer technology make things much easier, nowadays, you can increase Server 2003 system partition size directly, without so much annoying works. The reliable Server partition software helps you increase Windows 2003 system partition size fast and easily.

Which tool to increase 2003 Server system partition size?

[Partition Assistant Server](#) is not only a magic Server Partition Manager but also an ALL-IN-ONE server disk management toolkit for Windows Server 2000, 2003, 2008 and Windows XP, Vista, 7 (32 and 64 bit).

It performs basic and advanced hard disk partition maintenance. This flawless hard disk management functions are brought together: [Partition Manager](#), [Disk & Partition Copy](#) and [Extend Partition Wizard](#). It allows user to [Resize](#), [Merge](#), [Shrink](#), [Extend](#) system and data partition. [Create](#), [Delete](#), [Format](#), [Copy](#), [Hide](#), [Active](#) partition, etc.

Ensure data security when increasing system partition size

There is no doubt that the fastest way to solve Server 2003 low disk space problem is by resizing partition to increase the system partition size, but you should choose the reliable [Server partition software](#), no one would like to see boot failure or data loss after resizing.

Based on the unique enhanced data protection technology and [Copy Wizard](#) built in [Partition Assistant Server](#), you don't need to worry about the data safety. It is highly recommended by many professionals and editors, besides, many Fortune 500, Governments, Universities select it to manage their Servers.

How to extend Server 2003 system partition size

Two choices:

1. Merge system partition and a data partition directly. ([How to merge Server 2003 partitions](#))

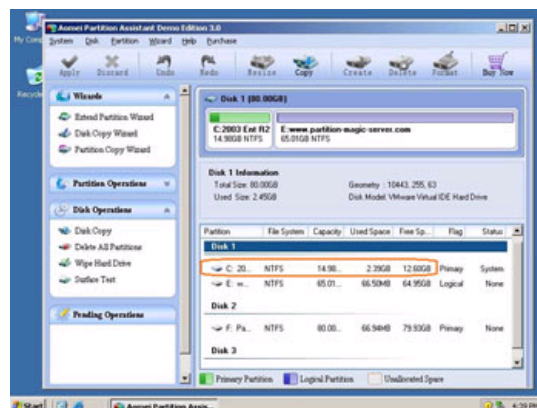
After that, the free space of original data partition becomes part of the partition size of system partition.

2. Resize partitions.

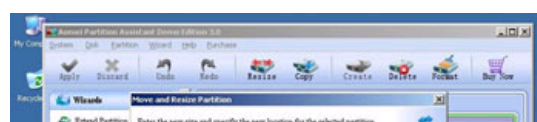
Shrink an existing data partition to release some Unallocated space at the end of the system partition, which can be used to increase system partition size, no need to delete, format partition or rebuild the Server.

Steps to resize partition and increase Server 2003 system partition size

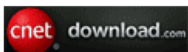
Step 1, Launch [Partition Magic Server](#), you'll see all disks and partitions that connected to your Server and free space, used space and other properties of each partition.



Right-click the data partition and select "Resize", in the pop-up window, drag the left border rightwards to shrink it.

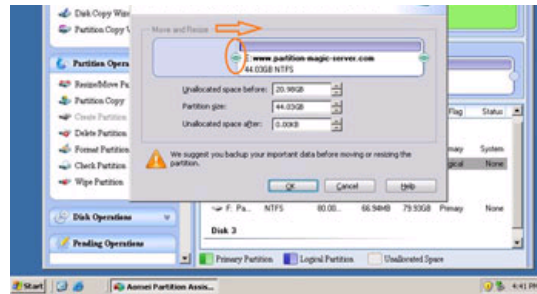


Awards

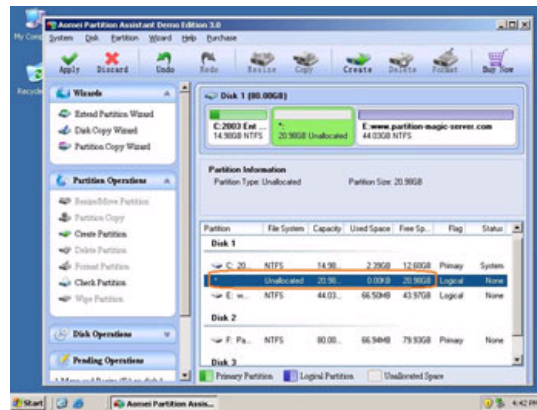


Clients Worldwide

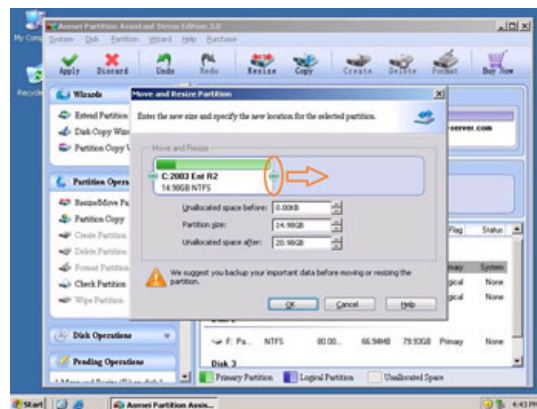




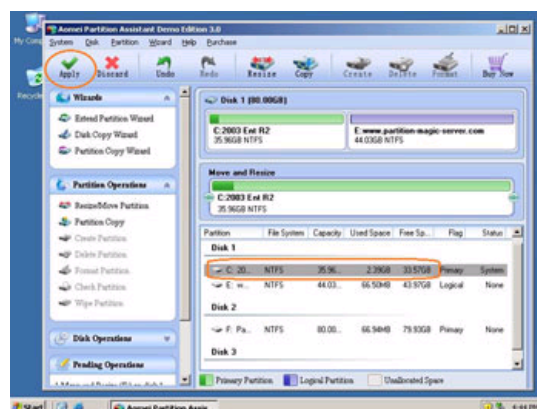
There will be some Unallocated space behind the system partition.



Step 2, Right-click the system partition and select "Resize", in the pop-up window, drag the right border rightwards to hold the Unallocated space.



Click "Apply" to proceed, done.



Now you have a "new" Server that can be used for a long time again.

[How to allocate free space from any data partition and add to C drive?](#)

For enterprise users, [Unlimited Edition](#) allows unlimited usage within your company to save time and money.

View [full features](#) or [download trial](#) to see how easy it is to increase the system partition size of Windows 2003 Server.

Related Articles

- [Partition Magic Windows 2003 Server](#)
- [How to resize partition on Windows 2003 Server?](#)
- [How to extend partition for Server 2003?](#)
- [How to change Server 2003 partition size?](#)
- [How to increase Windows 2003 partition size?](#)
- [How to resize RAID 1 partition under Windows Server?](#)
- [How to extend RAID 5 partition on Server 2003?](#)

Site Links:

Home	Resource
Products	Screenshot
Download	Support
Buy Now	Sitemap

Partition Magic Server Resources:

Partition Magic Server 2003	Extend System partition Windows 2003	Server 2003 extend boot partition	Resize RAID 1 partition	Online Customer
Partition Magic Server 2008	Extend boot partition in Server 2003	Resize Windows 2003 partitions	Resize RAID 5 partition	
Partition Magic Windows 2003	Extend C drive in Windows 2003 Server	Resize NTFS partition Windows 2003	Extend RAID 5 partition	Service
Partition Magic Windows 2008	Extend boot partition in Windows 2008	Server 2003 partition resize	SBS Server low disk space	
Partition Magic Windows 2000	Extend C drive in Windows 2008 Server	Server 2008 partition resize	Change partition size 2003	
Partition Manager Server	Increase partition size in Windows 2003	Extend C drive in VMware Server	Expand partition Server 2003	
Partition Manager Server 2003	Increase partition size in Windows 2008	Repartition Windows 2003 Server	Shrink Extend Server 2008	

Copyright © 2008-2011 Partition Magic Server ALL RIGHTS RESERVED.

Partition Magic ® is a registered trademark of Symantec Corporation.